

Dear Parents,

Reading well is a key to success in school, on state and national tests, and in life in general. I would like to invite you to help me to help your child become a better reader. Repeated oral reading increases the reading ability of not only elementary students but also those readers who need help and practice at upper grade levels. Research shows that students who read and reread passages orally not only improve word recognition but also increase their speed, accuracy, and fluency. Students cannot make adequate progress with their reading if they do not receive adequate practice in oral reading. This is why I need your help. I wish that I had the time to read one on one with each of my students everyday, but this is just not possible. With your help, however, I feel confident that we can move your child up a level or more in reading.

Here is my plan... Each Monday, I will send home a short one-page article or story. **Have your child read it to you out loud at least twice throughout the week.** Then, have your child answer the comprehension questions that go with the reading. I will take these up on Fridays. This means you and your child will have the week to get it done. If you're like me, you have a lot of things going on throughout the week, so this will allow you to complete the reading at your convenience.

Now here is the key. Don't miss this. ☺ You must have your child read it out loud to you, and you must have him/her read it at least twice. If you want to have him/her read it twice the same day, that is fine. When your child reads, if he/she misses a word, mispronounces a word, or puts in a word that is not there, direct his/her attention to it, see if he/she can correct it, and then have him/her reread that sentence.

Also, if you see that your child is still struggling after reading the passage two times, you may want to have him/her read it a third or even fourth time. While this may seem unnecessary or childish, this is a proven way to increase fluency and improve reading. Another thing that you can do if your child is struggling is to break the passage up into chunks and model reading it before your child reads it. For example, you would read the first paragraph out loud and then have your child read the same paragraph to you out loud. This is called guided repeated oral reading.

At the bottom of each homework assignment there will be a place for you to sign your name to indicate that you did, indeed, listen to your child read out loud and help him/her with the questions.

Please contact me if you have any questions concerning this project. The first lesson is attached and is due back by Friday. Thanks for all your assistance in making your child be the very best student he or she can be!

Sincerely,

Helpful reminders when reading with your child

Correction Procedures (Use these if your child reads a word incorrectly, skips a word, or does not know a word.)

1. Point to the word and say, “What is this word?”
2. If your child reads the word correctly, say, “Yes, that word is _____. Please reread the sentence.”
3. If your child does not know the word, tell them, “That word is _____. Please reread the sentence.”

Partner Reading Routine (Guided Repeated Oral Reading) Use this method if you think your child needs extra help with reading.

1. You read the first paragraph while your child follows along.
2. Your child then reads the same paragraph to you.
3. Briefly discuss what you have just read by retelling what happened or identifying the main idea.
4. Repeat steps 1-3 until the entire reading assignment is complete.

Complete the following for one AR book that you read each nine weeks.

Title of novel _____ Score _____
Points earned _____ Teacher's initials _____ Student's initials _____

List the main characters. (If you need more room, list them on the back.)

Character	Round/Flat	Evidence	Static/dynamic	Evidence	How I feel about him/her

Describe the setting.

Write what happens first in the story. (Exposition)

What is the book's main conflict? Is this an external or internal conflict?

How was the conflict resolved?

What is the point of view of the story? Give evidence to support your answer.

Would you recommend this novel to a friend? Explain why or why not.

RESTROOM/LOCKER PASSES

I understand that I must have one of these passes to be allowed to the restroom or my locker during class. I will not share my passes. I will only have four passes per nine weeks, so I should only use them when absolutely needed.

_____ student signature

To: <u>Restroom</u> <u>Locker</u> From: _____ Name: Date used: Teacher's Initials: _____ <div style="text-align: center;"> 1st 2nd 3rd 4th nine-weeks </div>	To: <u>Restroom</u> <u>Locker</u> From: _____ Name: Date used: Teacher's Initials: _____ <div style="text-align: center;"> 1st 2nd 3rd 4th nine-weeks </div>
To: <u>Restroom</u> <u>Locker</u> From: _____ Name: Date used: Teacher's Initials: _____ <div style="text-align: center;"> 1st 2nd 3rd 4th nine-weeks </div>	To: <u>Restroom</u> <u>Locker</u> From: _____ Name: Date used: Teacher's Initials: _____ <div style="text-align: center;"> 1st 2nd 3rd 4th nine-weeks </div>

To prevent students from losing these, keep them in a binder that stays in the room. Each student has a page of them; and when one is used, mark an X through it.

Good for:
Three points on a test



Good for:
Three points on a test



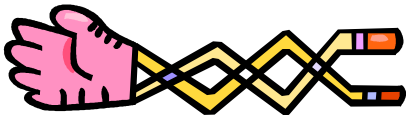
Good for:
Three points on a test



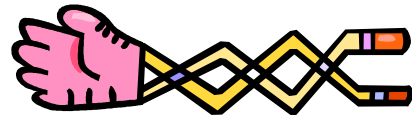
Good for:
Three points on a test



Good for:
A pat on the back




Good for:
A pat on the back



Good for:
A pat on the back



Good for:
A pat on the back



Find more coupons in our complete package!

If you like these free ideas, purchase the entire teaching package filled with more than 60 pages of letters, forms, management tools, and more, click on the following link! You can download the package today for only \$5!

<http://www.sandtpublications.citymax.com/catalog/item/4311713/7204357.htm>

